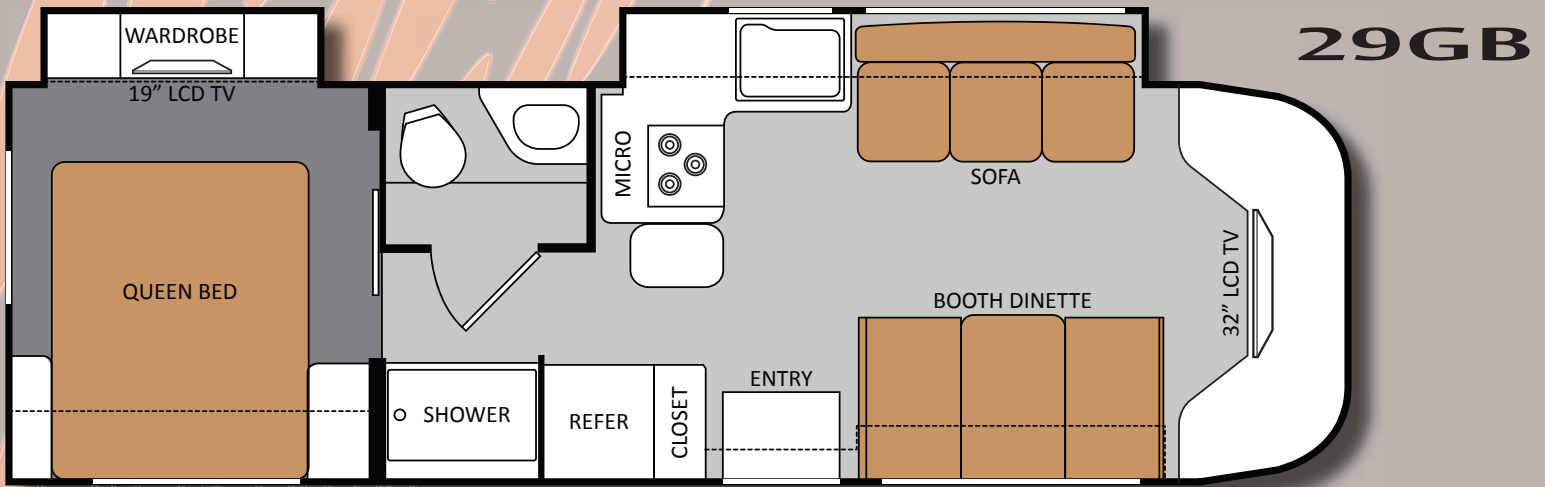
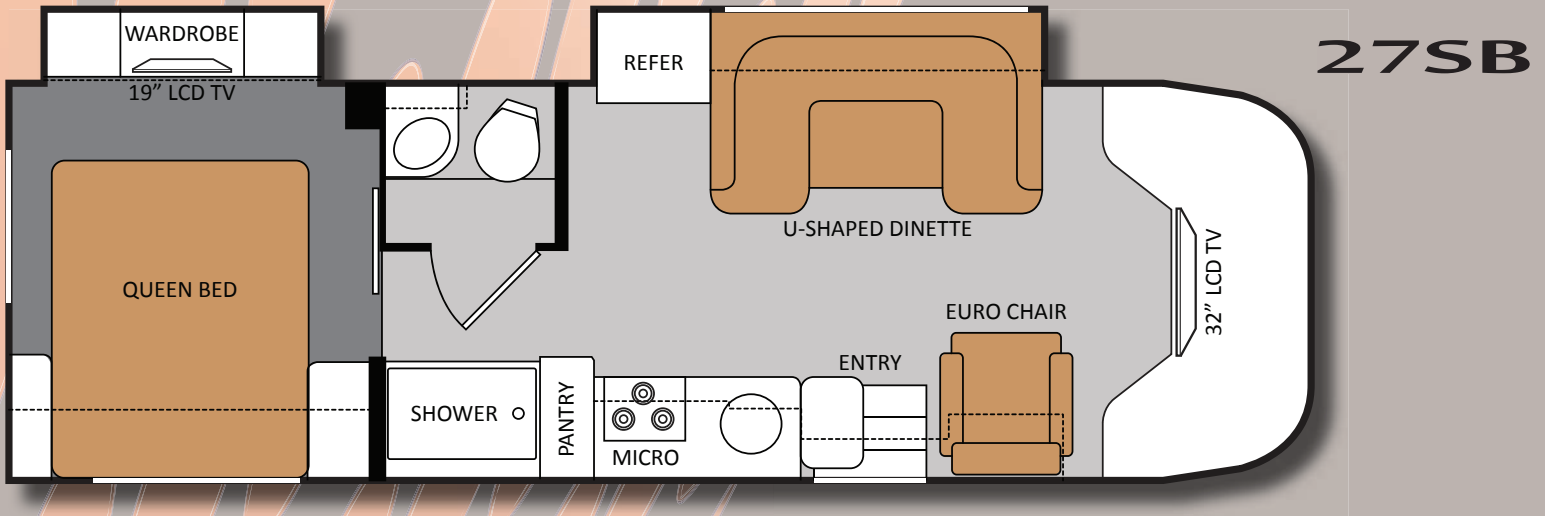


Siesta

B+Plus Class Motorhomes



Why the Extra Plus?

EXTERIOR:

- PLUS Mega Storage Compartment
- PLUS 4,000 watt Onan© Generator
- PLUS an Automatic Transfer Switch
- PLUS Highly Stylized Mix of Exterior Graphics & Paint
- Plus Patio Entertainment Package

INTERIOR

- Plus 7" LCD in Dash Back-up Monitor with Touch Screen
- Plus a "Dream Dinette" (29GB)
- Plus 30" Residential Microwave
- Plus Linoleum Throughout the Living Area
- Plus Solid Surface Kitchen Countertops (Optional)
- Plus Leatherette Furniture
- Plus a 36" Wide Shower

Specifications

	Model B+Plus	27SB	29GB
CHASSIS	Ford Chassis - Triton Engine	6.8L/V-10	6.8L/V-10
	Gross Vehicle (GVWR)	14,500	14,500
	Gross Combined (GCWR)	22,000	22,000
MEASUREMENTS	Exterior Length (without ladder)	27'9"	31'4"
	Exterior Height (with A/C)	10'7"	10'7"
	Exterior Width (without mirrors)	94"	94"
	Interior Height	80"	80"
	Awning Size	18'	20'
CAPACITIES	Fuel (gallons)	55	55
	LPG (pounds)	40.9	40.9
	Fresh Water/Waste/Gray (gallons)	33/25/33	33/25/23
	Water Heater (gallons)	6	6
	Exterior Storage Capacity (cubic feet)	16	24



Siesta Features & Options

BODY CONSTRUCTION/EXTERIOR

Exterior graphics with partial paint packages	S
Seamless roto-cast storage compartments	S
Mega-Storage	S
Manual patio awning	S
Roof ladder	S
Outside shower	S
Full-body paint package with Gel-coat sidewalls	0
Power patio awning	0

AUTOMOTIVE/COCKPIT

AM/FM dash radio with large buttons, CD player and weather band tuner; iPod and Sirius* satellite ready	S
Keyless cab entry	S
Valve stem extenders	S
Heated, remote exterior mirrors	S
5,000-lb. trailer hitch	S

Leatherette captain's chairs	S
Back-up monitor	S
Spare tire kit	0
Power driver's seat	0
Side vision cameras (requires back-up monitor)	0

INTERIOR

Residential linoleum (galley, bath and entry way)	S
13,500 BTU low-profile A/C in front	S
Glazed cherry cabinetry	S
Night shades	S
Booth Dinette (29GB)	S
Leatherette U-shaped dinette (27SB)	S
Leatherette euro-recliner (27SB)	S
Leatherette jackknife sofa (29GB)	S
15,000 BTU low-profile A/C in front	0
Glazed maple cabinetry	0
Fantastic fan	0

GALLEY

Double door refrigerator with stainless steel door inserts	S
3-burner high-output cooktop with cover	S
30" OTR Microwave	S
Surfx laminate countertops	S
Pantry	S
Flip-up countertop extension	S
Solid surface countertop with sink covers	0

ENTERTAINMENT & ACCESSORIES

Front entertainment center with 32" LCD TV in cab-over	S
Portable 19" LCD TV in bedroom - can be removed and mounted to exterior hook-ups	S
DVD player	S
Exterior speakers wired to coach radio	S
HD/DSS satellite prep	S

BEDROOM/BATHROOM

Queen-size innerspring mattress	S
Power bath vent	S
China bowl toilet	S
Shower with glass door	S

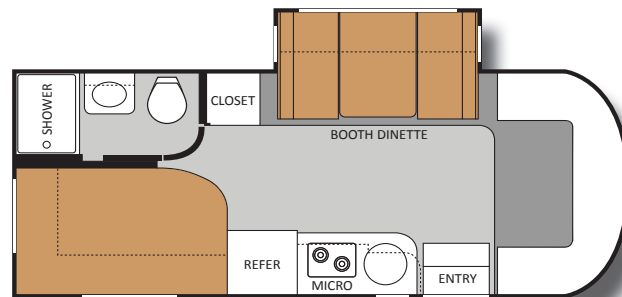
SAFETY/CONVENIENCE

System control center	S
Smoke, LPG, carbon monoxide detectors	S
Child safety tether in booth dinette	0

ELECTRICAL & PLUMBING

Onan® RV MicroQuiet™ 4.0 (4000 watts) gas generator	S
30-amp service with shore line power cord	S
Automatic shoreline-to-generator transfer switch	S
Second auxiliary house battery	S
6-gallon gas/electric water heater	S
Black tank flush system	S
Water heater bypass system	S
Holding tanks with heat pads	0

24SA SPRINTER



Sprinter Features & Options

BODY CONSTRUCTION/EXTERIOR

Side hinged slab luggage doors	S
Automatic electric entrance step	S
Exterior graphics with partial paint packages	0
Full-body paint package with Gel-coat sidewalls	0

AUTOMOTIVE/COCKPIT

Spare tire kit	S
3,500-lb. trailer hitch	S
Cockpit Carpet Mat	S

INTERIOR

Electric Euro-skylight	S
Booth dinette	S
Leatherette U-shape dinette	0
Fabric/Leatherette U-shape dinette	0
Leatherette hide-a-bed sofa with air mattress and pedestal table	0

Fantastic fan

GALLEY

European 2-burner high-output gas range top with glass cover	S
Stainless steel convection microwave	S
Solid surface countertop with sink covers	0

ENTERTAINMENT & ACCESSORIES

19" LCD TV over the door with DVD entertainment system	S
Front entertainment center with 26" LCD TV in cab-over	0
Portable 19" LCD TV in bedroom - can be removed and mounted to exterior hook-ups	0

ELECTRICAL & PLUMBING

Onan® 3.6 (3600 watts) LP generator	S
Onan® RV QD 3200 (3200 watts) diesel generator	0

Specifications

	Model Sprinter B+	24SA
CHASSIS	Sprinter Chassis - Turbo Diesel Engine	3.0L/V-6
	Gross Vehicle (GVWR)	11,030
	Gross Combined (GCWR)	15,250
MEASUREMENTS	Exterior Length (without ladder)	24'6"
	Exterior Height (with A/C)	10'10"
	Exterior Width (without mirrors)	90"
	Interior Height	80"
	Awning Size	14'6"
CAPACITIES	Fuel (gallons)	26.4
	LPG (pounds)	68.2
	Fresh Water/Waste/Gray (gallons)	40/38/34
	Water Heater (gallons)	6
Exterior Storage Capacity (cubic feet)	56	

Siesta



VEHICLE LOADING: Every effort has been made to provide the greatest number of options for the recreation vehicle owner. Along with these choices comes the responsibility to manage the loads that are imposed by the choices so that they remain within the manufacturer's specified chassis weight limits. Do not overload the recreation vehicle.

IMPORTANT: Towing capacity may vary by chassis model, floorplan, options and loading of the vehicle. This may result in a towing capacity which is less than the maximum capacity of the hitch. Do not exceed the vehicle's Gross Combined Weight Rating (GCWR), or the hitch rating. A separate functioning

brake system is required for any towed vehicle or trailer weighing more than 1,000 lbs. (450 KG) when fully loaded. Liquid capacities and weights are approximations only.

WARNING: This information is intended as a guide only. Weights of individual vehicles may vary. Consult your owner's manual and weight sticker affixed to each vehicle for complete loading, weighing, and towing instructions.

WARRANTY: The vehicles are provided with a twelve (12) month, 15,000-mile limited warranty. Chassis, component part and appliance manufacturers may issue limited warranties covering those portions of

the vehicle not covered by the limited warranties issued by Thor Motor Coach. To learn what portions of the vehicle are excluded from coverage under the limited warranties issued by Thor Motor Coach, please contact your selling dealership or Thor Motor Coach directly, or review the warranty packet inside the vehicle.

Product information, specifications, and photography in this brochure were as accurate as possible at time of printing. Photographs may contain some features that are optional on your vehicle. Since we continually strive to improve our products, actual products may differ. The manufacturer reserves the

right, at any time, to make changes in product design, materials, component specifications and pricing, without notice. All capacities are approximate and dimensions are nominal. Some features or options may be different or unavailable in Canada.



© 2011 Four Winds Siesta
Litho USA 0711